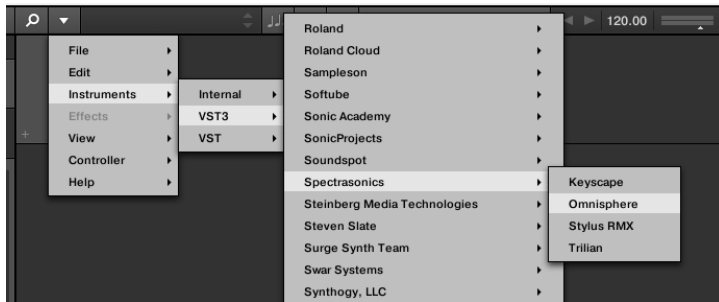


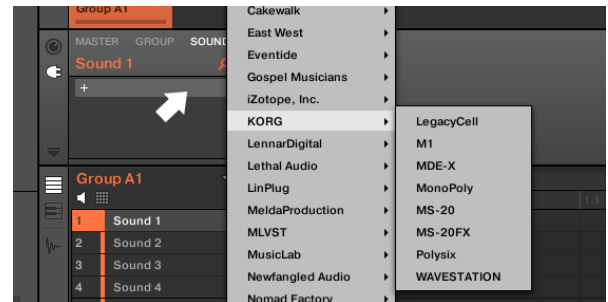
Installation



Firstly, in Complete Kontrol or Maschine, check you can see the Plugin you wish to use is listed in the Menu > Plugins section

In Complete Kontrol It should already appear in your Menu > Instruments menu.

If using Maschine, open the plug-in browser and check the VST is listed:



Once you have confirmed your VST is listed in Complete Kontrol / Maschine, copy the included files to the following locations:

Database Files: Contains the browser images and database details for the NKS browser. Copy the "image" and "dist_database" folders included in the zip file to the following locations (existing image/dist_database folders may already exist so you want to just **merge** these files):

Windows: C:\Users\Public\Public Documents\NI Resources

MacOS: /Users/Shared/NI Resources

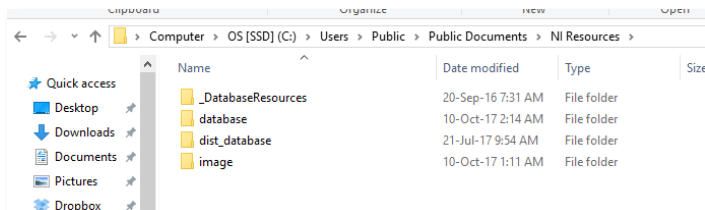
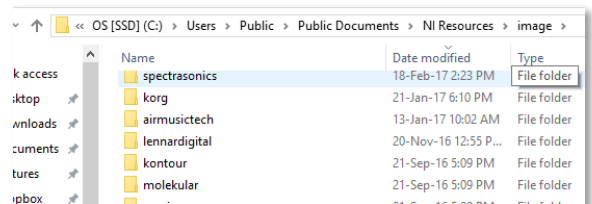
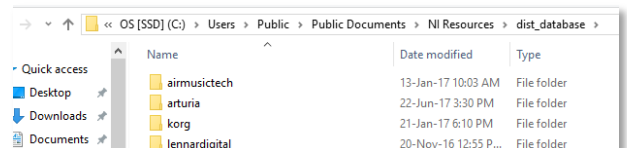


Image Folder Example:



Database Folder Example:



All User library database and image files will be held in these folders with a unique folder for each vendor/plugin. Do not change the names or ordering of these folders, simply copy and merge with the existing folders in the above location

MACOS : IMPORTANT!!!

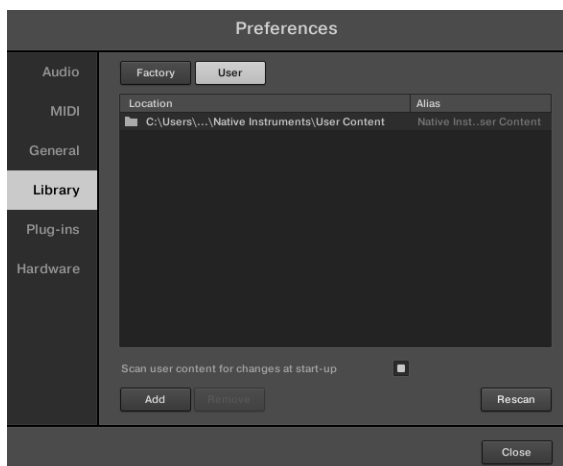
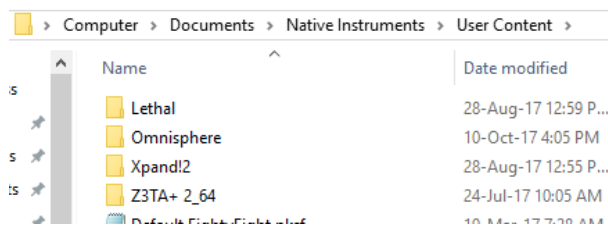
Be sure to copy the image + dist_database folders then paste into the NI Resources folder choosing to MERGE folders. DO NOT replace the existing image + dist_database folders. Choose to replace existing files only if they exist to update them, DO NOT replace the main folders or you will lose all your library artwork for all products!!!

Preset Files: Contains the preset files that need to be added to your user library. Copy this folder to your user library location. By default the user library is located at:

WIN: C:\Users\[USER]\Documents\Native Instruments\User Content

MAC: Users/[USER]/Documents/Native Instruments/User Content

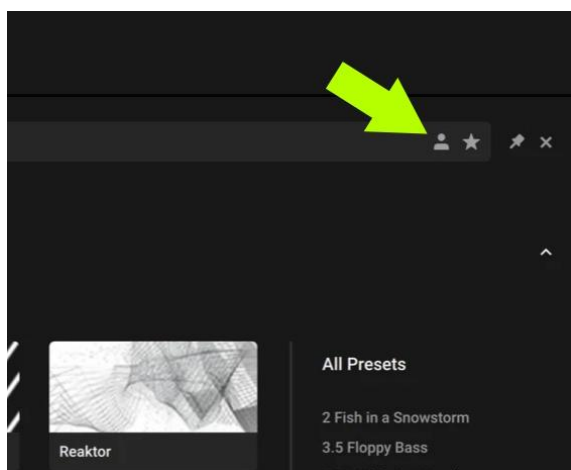
You can confirm this location within the Komplete\Maschine software Preferences > Library > User Library:



*Maschine by default does not use the same User Content location as Komplete Kontrol but you can add this same location if you use both KK and Maschine so they can share the content or simply use the default location listed in the Maschine preferences. You can also instead set your own custom location.

Launch the KK or Maschine desktop application and this should now scan your files into the database where they will be listed in the **User Library** browser

NOTE: If you already have a previous version of this NKS library you should delete it and replace with the latest version to update it



You will find your new instrument in the **USER LIBRARY** which you can switch to using the user library button. Refer to the manual for the controller you are using for the button to switch to user library from the hardware.

It is possible to integrate custom libraries into the factory library with all your official NKS instruments, however this requires a small "hack" which is detailed on [This Page](#). For Mac users, this can be a more complicated process than Windows users and please note there is NO SUPPORT available from me to assist beyond the posted article.

If everything has worked correctly you should now see the plug-in listed in the browser with artwork for the and the installed presets will be listed in the browser and will load the plugin as you would expect.

Problems?

If you have issues with installation or usage, you can [Contact Me](#)

Installation Video PC:

<https://www.youtube.com/watch?v=d1XnEDdMu0s>

Installation Video Mac:

https://www.youtube.com/watch?v=amzq_T5kc90

The Preset Browser



Presets are accessed by selecting the **User library** icon at the top of the browser .

Banks are created for each collection and available via the single stereo output bank or the [Multi] channel output bank selector. If you do not wish to use either the stereo or multi banks you can simply delete the associated NKS folder to remove them from the browser.

Multi-Channel Mapping

The [Multi] presets are designed to allow routing of discrete outputs from the SD3 plugin within your DAW. Channel mapping follows the default routing that SD3 provides:

OUT 1/2 = KICK

OUT 3/4 = SNARE

OUT 5/6 = SNARE BOTTOM

OUT 7/8 = HI-HAT

OUT 9/10 = TOMS

OUT 11/12 = OVERHEAD / ROOM

OUT 13/14 = AMBIENCE

OUT 15/16 = AMBIENCE MID

OUT 17/18 = REVERB / DELAY

OUT 19/20 = FX / PROCESSED

OUT 21/22 = EXTRA 1

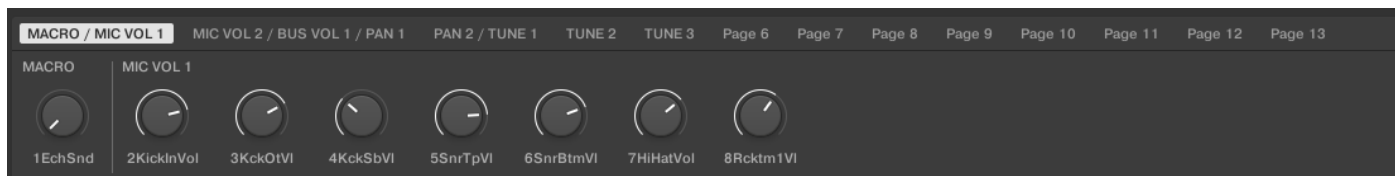
OUT 23/24 = EXTRA 2

OUT 25/26 = EXTRA 3

OUT 27/28 = EXTRA 4

OUT 29/30 = EXTRA 5

Controller Mappings



Controls are available for mixer mic volume, bus volume, channel panning (or mono channel instruments) and kit piece tuning.

Each NKS file is unique in the control design for each kit and will have specifically designed control templates for the loaded kit. All 100 macro slots are pre-mapped allowing you to easily add additional controls to any loaded kit.

Due to the complex nature of SD3, the large amount of controls available and the limit of only 100 macro controls that can be used by NKS it is difficult to offer much more control via NKS however where possible additional improvements may be made based on user feedback.

FAQ?

Keep up to date with the latest NKS Library releases, updates and improvements

[Subscribe to our Monthly newsletter](#)

Follow our [Facebook Page](#) for all instant updates when they are released

Can these presets be added to the Factory Library?

Yes they can. There are a couple of files that need to be created which are specific to your install locations. There are instructions on how to do this [Here](#)

Which Native Instruments Keyboard/Maschine hardware does this work with?

The NKS libraries will work with ALL Komplete Keyboard and Maschine Hardware

I'm not hearing any sound previews?

Check your preview volume is up in the Factory library and check you have a .preview folder with sound files in it. Some presets may have missing files so please report any issues with presets stating the preset name and the instrument/library.

I've noticed some issues

If you find any issues with incorrectly saved presets, sound preview issues, incorrect tagging etc please let us know the details and we will try and fix this up as quickly as possible.

I'm having some installation\usability issues!!!!!!!!!!

If you are having issues with installing and using the preset library, check out the [Forum Thread](#) to ask other users who may have some solutions. Also, check above for installation videos. Feel free to contact us if you still have issues.

Images are not displaying for the libraries?

This is normally down to the installation of the database/image folders not being correct. In some cases the plugin name could be different. If you cannot resolve your issue feel free to contact us (links below).

Can I get other VSTs or preset library's created as NKS?

I can only create presets for instruments I own or have a copy of. I am always on the lookout for new VST instruments at good prices so may do more down the track. If you are able to offer me a legal copy of a VST or can transfer me the library I can have a look if it is possible to make NKS compatible. If you are a plugin developere it may also be possible to add NKS compatibility for official factory inclusion. Feel free to contact me.

Contact \ Links

Website: freelancesoundlabs.com

Email: admin@freelancesoundlabs.com

Forum Page: [Freelance Soundlabs 3rd Party NKS Libraries for Komplete Kontrol / Maschine](#)

Facebook Page: <https://www.facebook.com/freelancesoundlabs/>

Youtube: <https://www.youtube.com/user/jestermgee>

Disclaimer / Legal

All product and company names are trademarks™ or registered® trademarks of their respective holders. We do not imply any affiliation or association with any of the companies and reference is in "fair use" terms. "Komplete Kontrol" and "Maschine" are trademarks or registered trademarks of Native Instruments®. VST is a registered trademark of Steinberg. Some trademark references may appear in this document belonging to others with no association with Freelance Soundlabs, including references which may not display the ® symbol. All references to other trademarks belonging to third parties that appear in this document shall be understood to refer to those registered trademark owned by others.

NKS libraries are created with no affiliation to Native Instruments. I am not paid, or even supported by Native Instruments. Downloading and usage of this library is at the users own risk. Payments are non refundable for change of mind, wrong download or not working. Be sure to download the demo version of a product before purchase to test it works or ask questions first if unsure. In the event it is a genuine problem or mistake, we may offer partial/full refund on a case-by-case basis. While we will try and offer as much support to get you going, there is no guarentee we can offer support required in all cases. There is no guarentee all libraries will work with all future versions of plugins or OS updates and if a major update of a library is needed there may be a small upgrade cost associated for the updated version if you require it.

Users are not authorised to share or distribute the files with anyone else without the consent of Freelance SoundLabs. We do regular checks and embedded fingerprints in downloads may mean if a library is discovered being distributed without consent, the associated account will be terminated. A lot of work and cost goes into managing this project and wiithout user support it will not be possible to continue. Please do the right thing and support the work to help keep it affordable and ongoing for everyone.

NKS Library: Toontrack Superior Drummer 3
Changelog

v3.0.0 (1 Oct 2025)

- Initial library version